












Solid State Meter Information Codes and Display



The table below describes the different info codes in the display.

Info code flashes in the display		Meaning
Flow		The three segments will switch on alternately to indicate flow in the meter
Backflow		Indication if there is reverse flow
Leak		The water has not been stagnant in the meter during the past 24 hours. This can be a sign of a leaky faucet or toilet.
Burst		The water flow has exceeded a preprogrammed limit for a minimum of 30 minutes, which is a sign of a burst pipe.
Dry		The meter is not water-filled.
Tamper		Attempt of fraud. The meter is no longer valid for billing purposes.
Radio OFF		The meter is still in transport mode with the built-in radio transmitter turned off. The transmitter turns on automatically when the first 1/4 gallon of water has run through the meter.
Flow unit		Indicates the configured flow unit.
Battery		Indication of the battery state.
Active meter indication		A small square is flashing to indicate that the meter is active.
Meter adjustment		If the meter has been dismantled, tested and the basic flow measurement has been adjusted this info code will appear.